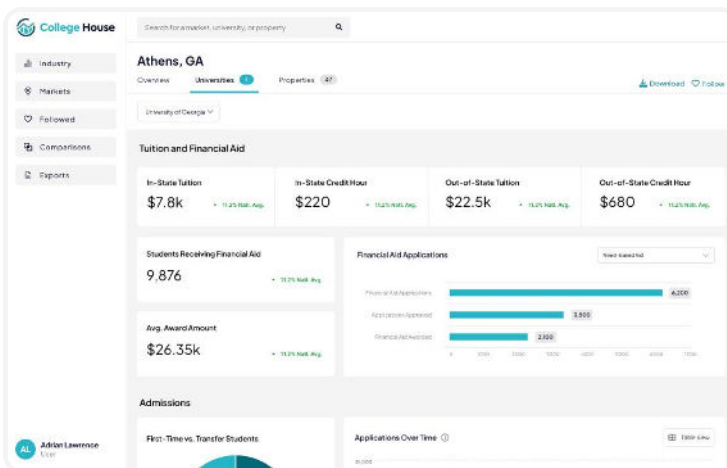
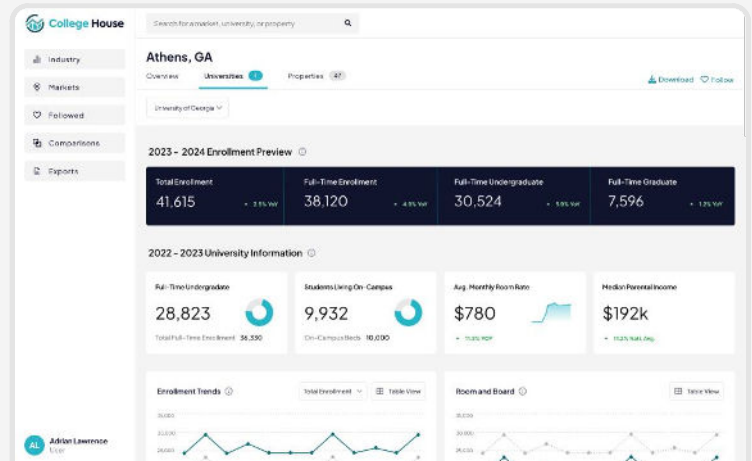


## Make informed decisions with current year enrollment previews and new KPIs

- Current year enrollment figures
- On-campus housing details including room rates
- Median parental income

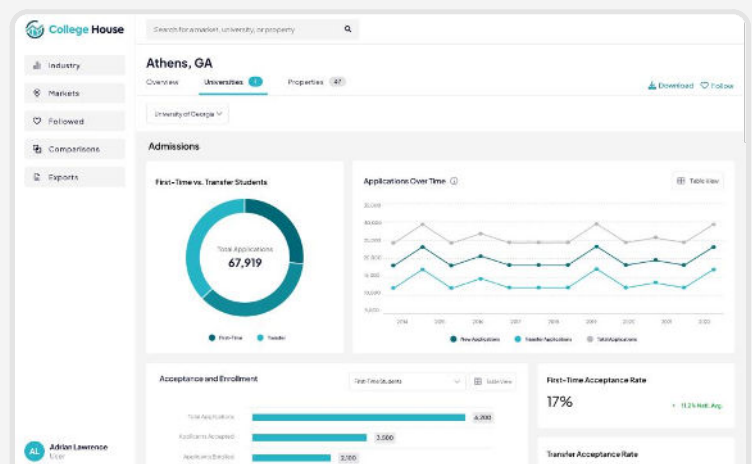


## Determine how tuition impacts housing affordability

- Detailed tuition cost data complete with comparisons to the national average
- Need-based and non-need based financial aid data

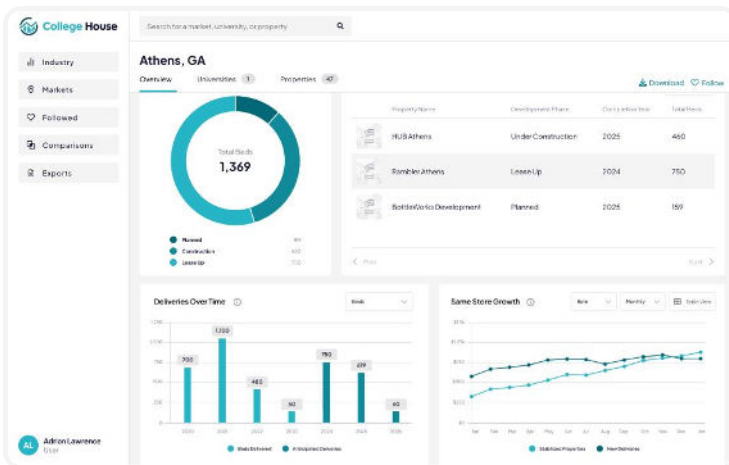
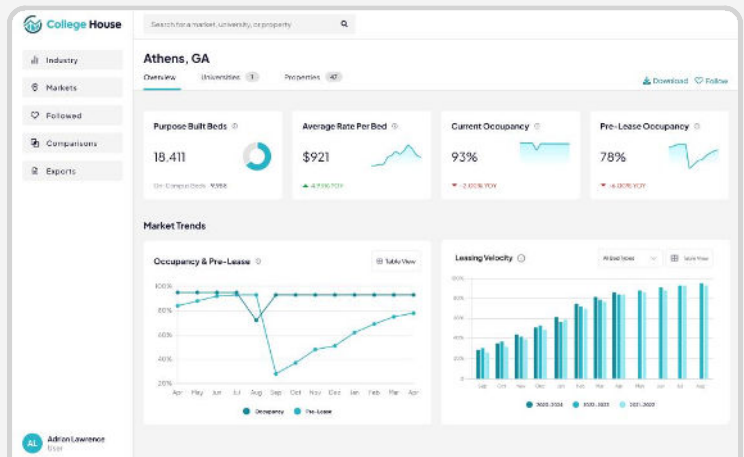
## Understand the potential for enrollment growth over time

- Application data for both first-time and transfer students
- Acceptance rates alongside comparisons to the national average



## Visualize leasing velocity over time

- Monthly pre-lease percentage by year for the last three leasing periods
- Pre-lease percentage by unit type
- Conveniently compare year over year market performance



## Analyze how new deliveries have impacted the market

- Easily conceptualize beds previously delivered, as well as those expected to be delivered within a given market
- Same store rate and pre-lease growth compared to new deliveries to stabilized stock

## Understand how the student-competitive market impacts purpose-built housing

- Community and floor plan level data for nearly 50,000 student competitive properties
- Average rate by bed type and square foot

